

- Mounting to 16 mm | 0.63" drywall
- No collision with the ceiling structure
- Line of light flush with the surface
- Non visible aluminum elements

APPLICATION

- main and decorative lighting

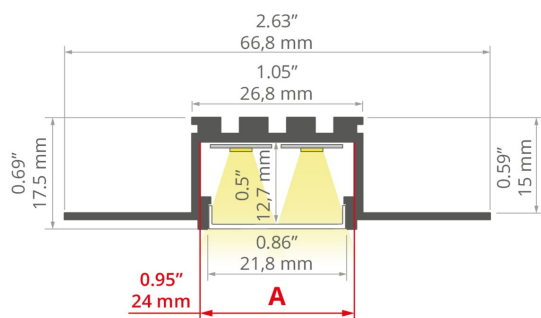
MOUNTING

- in drywall, with mounting adhesive
- can be easily connected into runs and systems

ADDITIONAL INFORMATION

- in order to protect the lighting fixture during installation, a TECH-22 protective insert should be used
- standard lengths of KLUŚ profiles and covers: 1000 mm (tolerance ± 1.5 mm) and 2005 mm / 3010 mm (tolerance + 5 mm); for selected covers: 6050 mm, 10050 mm (tolerance + 5 mm)
- when choosing a different length of profiles / covers than available in the standard, you should additionally choose the cutting service at KLUŚ

TECHNICAL DRAWING



TECHNICAL SPECIFICATIONS

Material	aluminum
Color	■ silver non anodized
Possible fixture IP	20, 65
Possible fixture shapes	linear, polygonal
Profile cross-section	rectangular
Width	66.8 mm
Height	17.5 mm
LED gluing width A	24 mm
Number of LED strips A (8 mm wide)	3
Width of the glow	22 mm
Max power of a single KLUŚ LED strip	24 W/m
Possibility of obtaining a line of light	yes
Building type	Commercial, HoReCa object, Retail
Facility zone	communication routes and corridors, bathroom, lobby / foyer, office, conference room
The cover is cut to the length of the profile	yes
Can be easily connected into runs	yes

Length	Ref
1000 mm	A07823N_1
2005 mm	A07823N_2
3010 mm	A07823N_3

Profile KOZUS





Ref. A07823

Mounting to drywall	yes
To cover with plaster	yes
Wire out back of extrusion	yes


SAMPLE PROJECTS



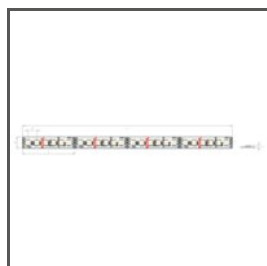
RELATED ACCESSORIES > COVERS

NAME	MATERIAL	MATERIAL TRANSMITTANCE	COLOR	REF.	
LIGER		PC	70 %	satin	B17032S
			22 %	black	B17032B
HS		PC	65 %	frosted	B17011F
			88 %	clear	B17011C
G		PMMA	71 %	satin	B17006S
			89 %	semi-transparent	B17006T
			94 %	clear	B17006C
			20 %	black	B17006B
MUN-22		PC	86 %	semi-transparent	B17042F


RELATED ACCESSORIES > END CAPS

NAME	MATERIAL	COLOR	REF.	
KOZUS		PP	gray	C24148C02


RELATED ACCESSORIES > RELATED LED




K-1200-120-RGB-24V
K-1200-120-RGB-24V



WP-K-1200-120-RGB-24V
WP-K-1200-120-RGB-24V



WP-K-30/18-1770-010V-24V
WP-K-30/18-1770-010V-24V



K-30/18-1770-010V-24V
K-30/18-1770-010V-24V

RELATED ACCESSORIES > RELATED LED > ADJUSTABLE WHITE / DIM TO WARM



K-27T50-1440-24
K-27T50-1440-24



KWP-27T50-1440-24
KWP-27T50-1440-24

RELATED ACCESSORIES > RELATED LED > CRI 95+



K-CR-0480-24
K-CR-0480-24



K-CR-0960-24
K-CR-0960-24



K-CR-1440-24
K-CR-1440-24



KWP-CRHD-1820-24
KWP-CRHD-1820-24



KWP-CRHD-1910-24
KWP-CRHD-1910-24

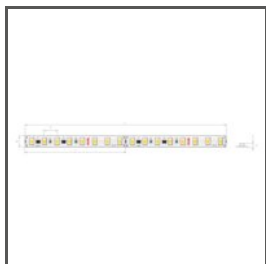


KWP-CR-0480-24
KWP-CR-0480-24




KWP-CR-0960-24
KWP-CR-0960-24

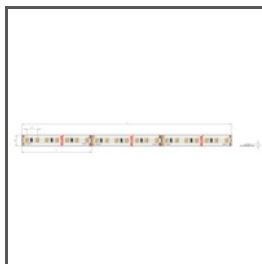
RELATED ACCESSORIES > RELATED LED > HIGH EFFICACY



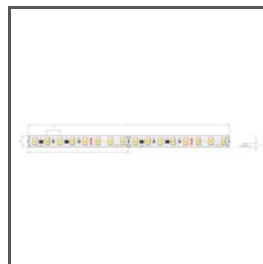
K-HE-0480-HD-24
K-HEHD-0480-24




K-HE-0960-HD-24
K-HEHD-0960-24




K-HE-1440-HD-24
K-HEHD-1440-24



K-HE-1920-HD-24
K-HEHD-1920-24



K-VHE-0480-24
K-VHE-0480-24



K-VHE-0960-24
K-VHE-0960-24



K-VHE-1440-24
K-VHE-1440-24

RELATED ACCESSORIES > RELATED LED > RGB / RGB-W / RGB-CTT



K-1275-RGB-24
K-RGB-1275-24




KWP-RGB-1275-24
KWP-RGB-1275-24




K-RGBW-1530-24
K-RGBW-1530-24



K-1920-120-RGB-24
K-RGB-1920-120-24



KWP-1920-120-RGB-24
KWP-1920-120-RGB-24



K-RGB27T65-1200-24
K-RGB27T65-1200-24



KWP-RGB27T65-1200-24
KWP-RGB27T65-1200-24



KWP-RGBW-1530-24
KWP-RGBW-1530-24



KWP-GRGBW-1530-24
KWP-GRGBW-1530-24



K-RGB-1200-24
K-RGB-1200-24




K-RGB-0700-24
K-RGB-0700-24



KWP-RGB-0700-24
KWP-RGB-0700-24




KWP-RGB-1200-24
KWP-RGB-1200-24



KWP-14KHDRGB-1920-24
KWP-14KHDRGB-1920-24

RELATED ACCESSORIES > RELATED LED > SIDE EMITTING

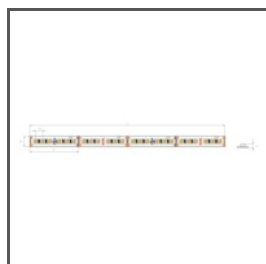


KWP-SE-1210-24-8
KWP-SE-1210-24-8


RELATED ACCESSORIES > RELATED LED > WHITE MONO



K-1220-24
K-1220-24



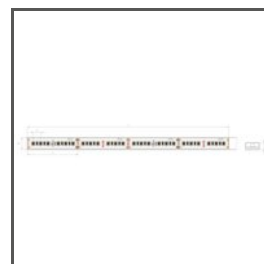
K-1275-24
K-1275-24



K-1910-HD-24
K-HD-1910-24



KWP-1220-24
KWP-1220-24



KWP-1275-24
KWP-1275-24




KWP-GHD-1910-24
KWP-GHD-1910-24



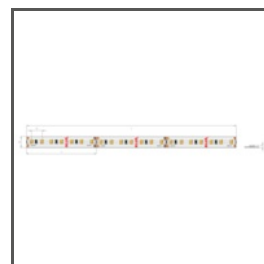
K-0530-HD-24
K-HD-0530-24



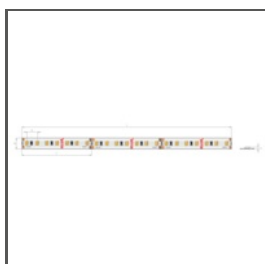
K-2300-24
K-2300-24



K-0480-24
K-0480-24




K-0960-24
K-0960-24



K-1440-24
K-1440-24




K-2400-24
K-2400-24




K2-1920-24
K2-1920-24




K3-2880-24
K3-2880-24




K-HD-0480-24
K-HD-0480-24




K-HD-0960-24
K-HD-0960-24




K-HD-1440-24
K-HD-1440-24




KWP-HD-1910-24
KWP-HD-1910-24




KWP-1440-24
KWP-1440-24



KWP-0480-24
KWP-0480-24




KWP-0960-24
KWP-0960-24



KWP-GHD-0480-24
KWP-GHD-0480-24

RELATED ACCESSORIES > OTHER RELATED ACCESSORIES > CONNECTORS




CONNECTOR
ZM-NA-PION-120
42321



CONNECTOR
ZM-NA-PION-135
42727

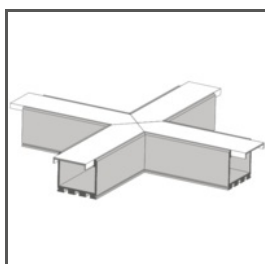


CONNECTOR
ZM-NA-120
C28242N00

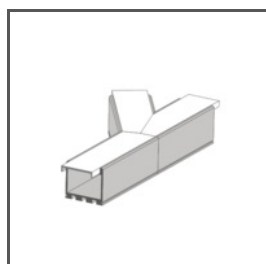


CONNECTOR
ZM-NA-90
42723

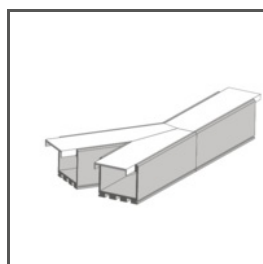
RELATED ACCESSORIES > OTHER RELATED ACCESSORIES > COUPLERS



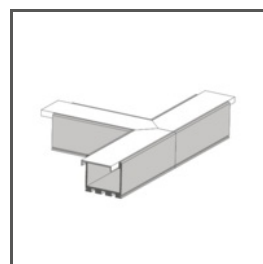
COUPLER
X90
X90



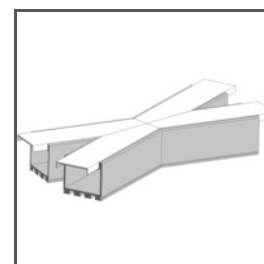
COUPLER
T135L
T135L



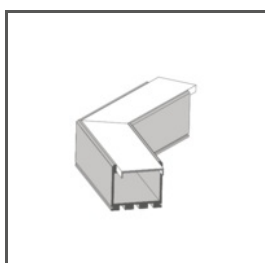
COUPLER
T135R
T135R



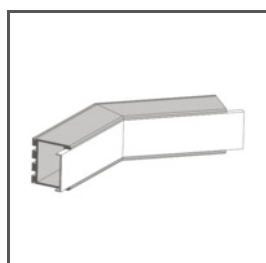
COUPLER
T90
T90



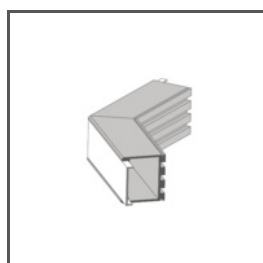
COUPLER
X135
X135



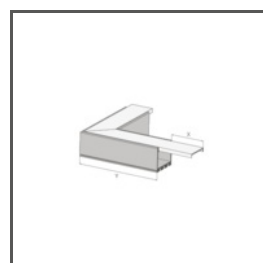
COUPLER
L135
L135




COUPLER
L135PW
L135PW



COUPLER
L135PZ
L135PZ




COUPLER
L90
L90



COUPLER
L90PW
L90PW

Profile KOZUS

Ref. A07823



COUPLER

L90PZ

L90PZ

RELATED ACCESSORIES > OTHER RELATED ACCESSORIES > OTHER



GLAND

6x1,2

C24517C07

RELATED ACCESSORIES > OTHER RELATED ACCESSORIES > PROFILE MASKING COVERS



MASKING COVER

MP-22

C28261L01_0.25,
C28261L10_0.25,
C28261L07_0.25

RELATED ACCESSORIES > OTHER RELATED ACCESSORIES > TECHNICAL AND PROTECTIVE INSERTS



PROTECTIVE INSERT

TECH-22

C24531C02