

- Installation in corners
- Lighting angle: 45 Degrees
- Wide range of accessories
- Cable management space

### APPLICATION

- under-cabinet and functional lighting

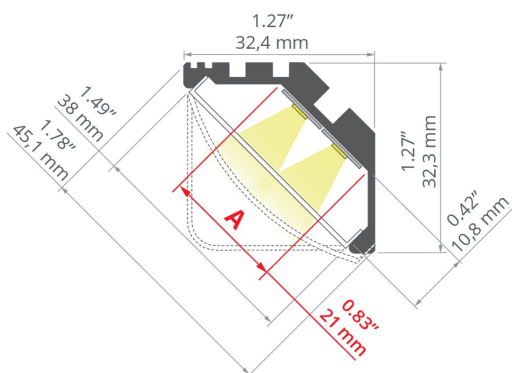
### MOUNTING

- to the surface, using dedicated accessories, mounting adhesive or properly selected screws
- can be easily connected into runs and systems

### ADDITIONAL INFORMATION

- standard lengths of KLUŚ profiles and covers: 1000 mm (tolerance ± 1.5 mm) and 2005 mm / 3010 mm (tolerance + 5 mm); for selected covers: 6050 mm, 10050 mm (tolerance + 5 mm)
- when choosing a different length of profiles / covers than available in the standard, you should additionally choose the cutting service at KLUŚ

### TECHNICAL DRAWING



### TECHNICAL SPECIFICATIONS

Material	aluminum
Color	■ silver anodized
Possible fixture IP	20
Possible fixture shapes	linear, polygonal
Profile cross-section	angled
Width	32.4 mm
Height	32.3 mm
LED gluing width A	21 mm
Number of LED strips A (8 mm wide)	2
Width of the glow	38 mm
Max power of a single KLUŚ LED strip	24 W/m
Lighting at an angle	45
Possibility of obtaining a line of light	yes
Building type	Commercial, Entertainment/ Arts
Facility zone	kitchen, furniture, shop windows and exhibition
The cover is cut to the length of the profile	yes

Length	Ref
1000 mm	A06367A_1
2005 mm	A06367A_2
3010 mm	A06367A_3

# Profile KOPRO

Ref. A06367

Can be easily connected into runs	yes
Wire out back of extrusion	yes

## SAMPLE PROJECTS



## RELATED ACCESSORIES > COVERS

NAME	MATERIAL	MATERIAL TRANSMITTANCE	COLOR	REF.
KOPRO	PC	69 %	satin	B17091S

## RELATED ACCESSORIES > END CAPS

NAME	MATERIAL	COLOR	REF.
KOPRO-P	PP	gray	C24117C02
		silver	C24117L01
KOPRO-K	PP	gray	C24115C02
		silver	C24115L01
KOPRO-L	PP	gray	C24116C02
		silver	C24116L01

RELATED ACCESSORIES > RELATED LED > ADJUSTABLE WHITE / DIM TO WARM




**K-27T50-1440-24**  
K-27T50-1440-24



**KWP-27T50-1440-24**  
KWP-27T50-1440-24

RELATED ACCESSORIES > RELATED LED > CRI 95+



**K-CR-0480-24**  
K-CR-0480-24

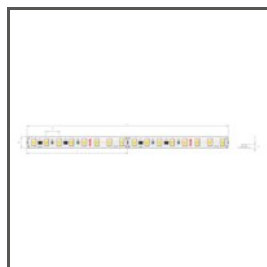


**K-CR-0960-24**  
K-CR-0960-24




**K-CR-1440-24**  
K-CR-1440-24

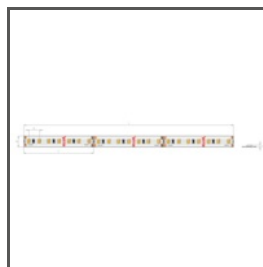
RELATED ACCESSORIES > RELATED LED > HIGH EFFICACY



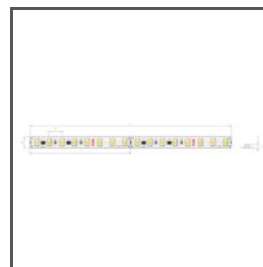
**K-HE-0480-HD-24**  
K-HEHD-0480-24



**K-HE-0960-HD-24**  
K-HEHD-0960-24




**K-HE-1440-HD-24**  
K-HEHD-1440-24




**K-HE-1920-HD-24**  
K-HEHD-1920-24



**K-VHE-1440-24**  
K-VHE-1440-24



**K-VHE-0480-24**  
K-VHE-0480-24

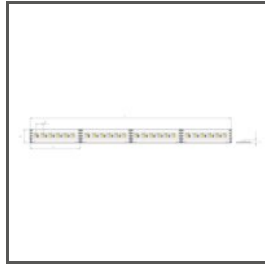


**K-VHE-0960-24**  
K-VHE-0960-24

RELATED ACCESSORIES > RELATED LED > RGB / RGB-W / RGB-CTT




**KWP-RGB-1275-24**  
KWP-RGB-1275-24



**K-RGBW-1530-24**  
K-RGBW-1530-24



**K-1920-120-RGB-24**  
K-RGB-1920-120-24




**KWP-1920-120-RGB-24**  
KWP-1920-120-RGB-24



**KWP-RGB27T65-1200-24**  
KWP-RGB27T65-1200-24



**KWP-RGBW-1530-24**  
KWP-RGBW-1530-24



**KWP-GRGBW-1530-24**  
KWP-GRGBW-1530-24



**K-RGB-1200-24**  
K-RGB-1200-24



**K-RGB-0700-24**  
K-RGB-0700-24



**KWP-RGB-0700-24**  
KWP-RGB-0700-24




**KWP-RGB-1200-24**  
KWP-RGB-1200-24

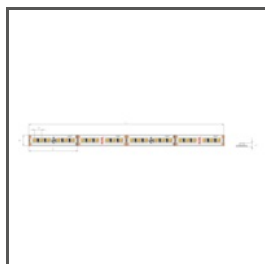


**KWP-14KHDRGB-1920-24**  
KWP-14KHDRGB-1920-24


RELATED ACCESSORIES > RELATED LED > WHITE MONO



**K-1220-24**  
K-1220-24



**K-1275-24**  
K-1275-24



**K-1910-HD-24**  
K-HD-1910-24



**KWP-1220-24**  
KWP-1220-24




**KWP-1275-24**  
KWP-1275-24



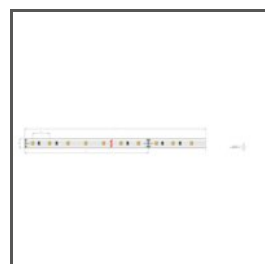
**KWP-GHD-1910-24**  
KWP-GHD-1910-24




**K-0530-HD-24**  
K-HD-0530-24



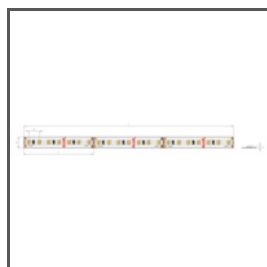
**K-2300-24**  
K-2300-24



**K-0480-24**  
K-0480-24




**K-0960-24**  
K-0960-24




**K-1440-24**  
K-1440-24



**K-2400-24**  
K-2400-24




**K2-1920-24**  
K2-1920-24



**K-HD-0480-24**  
K-HD-0480-24



**K-HD-0960-24**  
K-HD-0960-24



**K-HD-1440-24**  
K-HD-1440-24

## RELATED ACCESSORIES > OTHER RELATED ACCESSORIES > CONNECTORS



CONNECTOR  
**ZM-180**  
C28075N00



CONNECTOR  
**ZM-NA-90**  
42723



CONNECTOR  
**ZM-NA-120**  
C28242N00



CONNECTOR  
**ZM-NA-PION-135**  
42727



CONNECTOR  
**ZM-NA-PION-120**  
42321



CONNECTOR  
**ZM-NA-60**  
42305

RELATED ACCESSORIES > OTHER RELATED ACCESSORIES > ISOLATING BASES



ISOLATING BASES

**FI-6**

C28109C00

RELATED ACCESSORIES > OTHER RELATED ACCESSORIES > OTHER

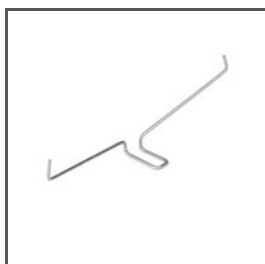


GLAND

**6,4x3**

C42264C07

RELATED ACCESSORIES > OTHER RELATED ACCESSORIES > SURFACE SPRINGS



SPRING

**GP**

C24500N00