

# Profile HR-MAX-T

Ref. A01827

Ref. arch C1827



- Mounting track
- Easy servicing of the HR-MAX Profile
- For indoor | outdoor ground installation
- Compatibility with the HR-MAX-TW mounting track
- High mechanical resistance

## APPLICATION

- makes mounting and service of the HR-MAX profile easy

## MOUNTING

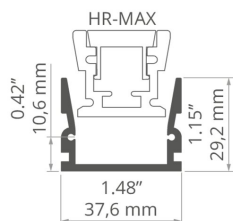
- in the ground, with mounting adhesive
- can be easily connected into runs and systems
- possibility to connect to the HR-MAX-TW profile to make a mounting track with sections for cables and accessories at intervals

## ADDITIONAL INFORMATION

- in order to protect the lighting fixture during installation, a TECH-35 protective insert should be used
- standard lengths of KLUŚ profiles and covers: 1000 mm (tolerance  $\pm 1.5$  mm) and 2005 mm / 3010 mm (tolerance + 5 mm); for selected covers: 6050 mm, 10050 mm (tolerance + 5 mm)
- when choosing a different length of profiles / covers than available in the standard, you should additionally choose the cutting service at KLUŚ

## TECHNICAL DRAWING

1:2



## TECHNICAL SPECIFICATIONS

Material	aluminum
Color	■ silver non anodized
Possible fixture shapes	linear
Profile cross-section	rectangular
Width	37.6 mm
Height	29.2 mm
Building type	Outdoor, Commercial, Retail, HoReCa object
Facility zone	urban architecture, fascade lighting, wall lighting, green architecture
Can be easily connected into runs	yes

Length	Ref
1000 mm	A01827N_1 C1827NA_1
2005 mm	A01827N_2 C1827NA_2
3010 mm	A01827N_3 C1827NA_3

# Profile HR-MAX-T

Ref. A01827

Ref. arch C1827

## SAMPLE PROJECTS



## RELATED PROFILES > FOR FLOORS



### HR-MAX

A01829

Ref. arch C1829

## RELATED PROFILES > MOUNTING TRACKS






### HR-MAX-TW

A01828

Ref. arch C1828

## RELATED ACCESSORIES > RELATED END CAPS

NAME		MATERIAL	COLOR	REF.
HR-MAX-T-STN		 stainless steel	 silver	C28021N00 24389

# Profile HR-MAX-T

Ref. A01827

Ref. arch C1827

RELATED ACCESSORIES > OTHER RELATED ACCESSORIES > ADDITIONAL ITEMS



CLIP

**HR-MAX**

C28059C00

Ref. arch 24416

RELATED ACCESSORIES > OTHER RELATED ACCESSORIES > TECHNICAL AND PROTECTIVE INSERTS



PROTECTIVE INSERT

**TECH-35**

C24534C02

Ref. arch 17127